




Add full-fledged router capabilities to your server with the

CCR2004-1G-2XS-PCIE

network interface card!

The smart and easy way to create 25 Gigabit networks
if you want to save space in your server room.



ALL ROUTEROS
FEATURES



QUAD-CORE
ARMV8 CPU



FULLY FUNCTIONAL
CCR2004 IN PCIe 3.0 X8
FORM-FACTOR



2X SFP28 CAGES FOR
25 GIGABIT NETWORKING



GIGABIT
ETHERNET



4GB DDR4 RAM




LOW-PROFILE FORMAT
– FITS IN 2U SERVER
CHASSIS



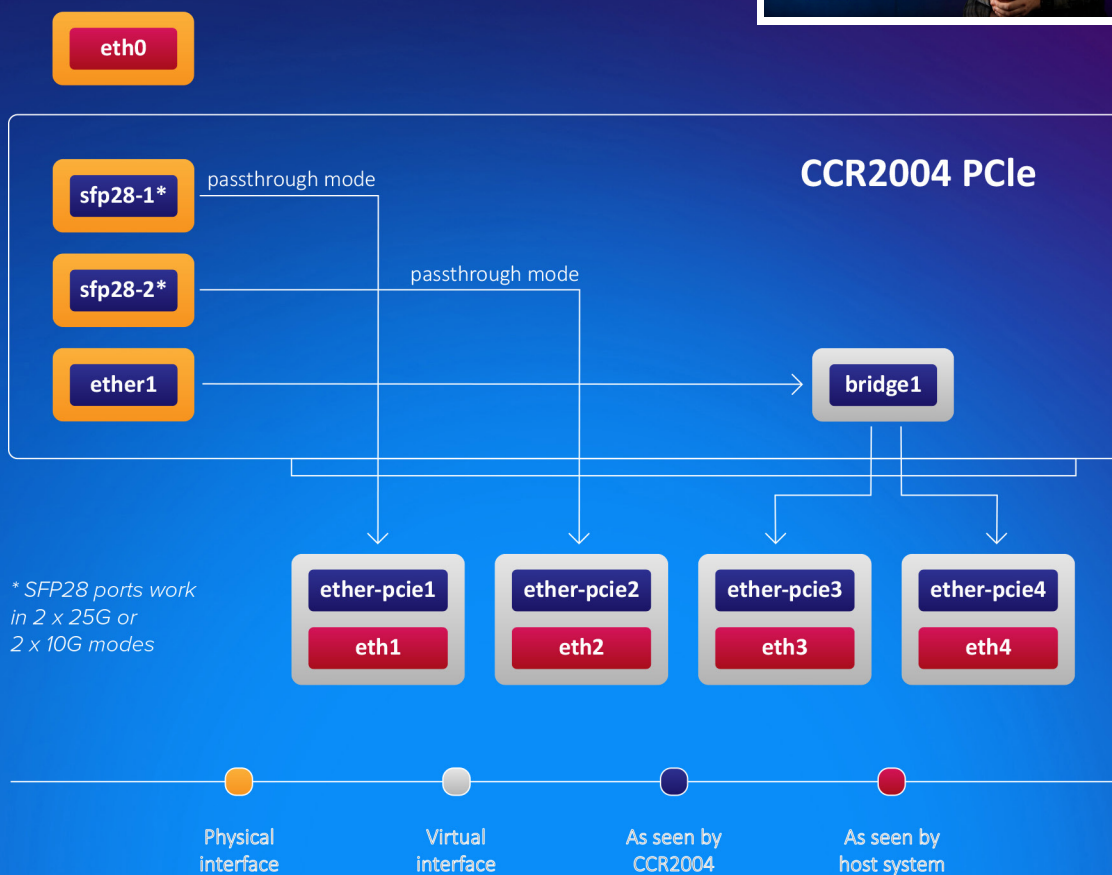
POWERED BY THE SERVER
MOTHERBOARD

Save space in your server room by adding a real CCR2004.. within the server itself! This unique product combines a simple 2x 25 Gigabit PCIe Ethernet adapter with the impressive capabilities of a fully-fledged router.

By default, the PCIe interface will show up as four virtual Ethernet interfaces. Two interfaces in passthrough mode to the 25G SFP28 cages. Remaining two virtual Ethernet-PCIe interfaces are bridged with the Gigabit Ethernet port for management access. The user can configure all interfaces and settings freely since we are running fully functional RouterOS here.



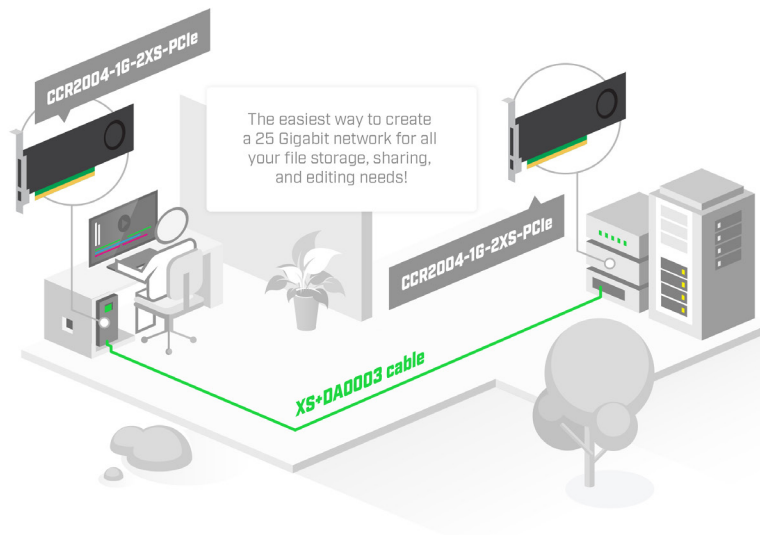
Motherboard



To get this CCR device to work as an NIC, a new Passthrough mode was implemented. Basically, a FastForward FastPath mode that can also pass hardware link statuses.

*This NIC can reach wire-speed (100Gbps) with Jumbo frames.
It ensures that in most server setups this CCR network card will
not be the bottleneck.*

With **4 GB of RAM**, **128 MB of NAND** storage, and a powerful **quad-core ARMv8 64-bit CPU**, this device can handle a lot: firewalls, user management and access control for home media and file servers, and even some traffic control in data centers – without the need for a stand-alone router.



This form-factor does come with certain limitations that you should keep in mind. The CCR NIC card needs some time to boot up compared to ASIC-based setups. If the host system is up before the CCR card, it will not appear among the available devices. You should add a PCIe device initialization delay after power-up in the BIOS. Or you will need to re-initialize the PCIe devices from the HOST system.

Here's how you can do it in Linux:

```
echo "1" > /sys/bus/pci/devices/0000\:03\:00.0/remove  
sleep 2  
echo "1" > /sys/bus/pci/rescan
```

where
0000\:03\:00.0
is this device ID

We are looking forward to see your unique use-cases for this unconventional device: a simple high-speed networking card combined with a powerful Cloud Core Router. **Unleash the potential of your server with the fierce power of RouterOS!**

• Specifications

Product code	CCR2004-1G-2XS-PCle
CPU	AL32400 2 GHz
CPU architecture	ARM 64bit
CPU core count	4
Size of RAM	4 GB
RAM type	DDR4
Storage	128 MB, NAND
Number of 1G Ethernet ports	1
Number of 25G SFP28 ports	2
Operating system	RouterOS (License level 6)
Dimensions	170 x 69 x 18 mm
Operating temperature	-20°C to +60°C
Max power consumption	25 W

• Certification & Approvals

Certification	CE, FCC, IC
---------------	-------------

• Included parts



High bracket